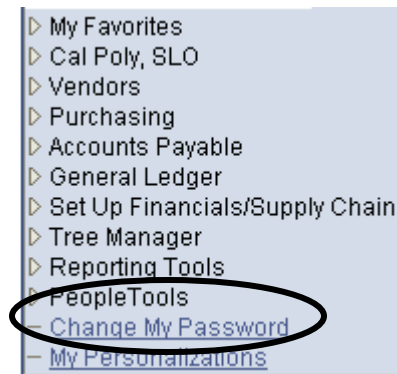


## Change nVision Password in PeopleSoft

Log on to [my.calpoly.edu](http://my.calpoly.edu) and select **PeopleSoft** Financials



Click [Change My Password](#)



Enter your assigned password in the Current Password field

Enter the new password in the New Password and the Confirm Password fields

### Change Password

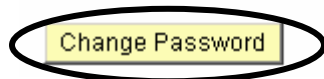
User ID: JOEUSER1

Description: JOEUSER1

\*Current Password:

\*New Password:

\*Confirm Password:




Click on [Change Password](#)

## Password Saved



Your password has successfully been changed.

OK

You **MUST** click  or your password **will not** be saved.  
Continue navigating on the menu, or select Sign Out.  
After logging on to Terminal Services, use this password to access nVision.